

# MT 625

COMPACT HANDLING solution



 **MANITOU**



# MT 625: simple, efficient



## CONTENTS //

<b>1</b>	Compact design	: p. 4
<b>2</b>	Efficiency	: p. 6
<b>3</b>	Simplicity	: p. 8
<b>4</b>	Simplified maintenance	: p. 10

<b>5</b>	MANITOU services	: p. 11
<b>6</b>	2 levels of finish	: p. 12
<b>7</b>	Technical data sheet	: p. 14



# and compact

## Partner to your requirements for over 50 years...


From one country to the next, residential, commercial and industrial building sites have become more complex. You now have to work on sites which are becoming ever more confined and meet increasingly strict specifications in terms of cost and deadlines while remaining vigilant with regard to working conditions and the safety of your operators.

Whether you work in a rural or urban environment, **MANITOU has been there to support you at every stage of your new or renovation jobs for over 50 years.** We take your requirements into account so as to ensure that you can find **THE MANITOU** truck that you need in our construction range.

The **MT 625** all-terrain telehandler has **dimensions which are more than compact.** It enables you to carry out all your handling work: placing pallets on the first floor of a building or in front of the wheels of the truck, unloading lorries, bulk loading or unloading from storage area or on site. Underground car parks, paths under porches or more generally on congested sites, you will appreciate all the qualities of this machine.

More than a compact truck, MANITOU offers a **simple and efficient solution** which will **save you time:** intuitive when you're getting started through the Joystick Switch & Move system (exclusive to MANITOU), startup in only 10 seconds and functional dashboard.

By choosing MANITOU, you can count on a **truck which will operate in the long term.** You also benefit from **all the services offered by your local dealer:** After-sales service, servicing and maintenance contracts, on-site repairs, personalised leasing and finance solutions.



## MT 625

### 2 levels of finish

Find out about these on page 12

"I chose a  
compact  
machine"



**"Space restrictions are no longer an obstacle"**





# Compact design

## Optimised dimensions

Designed with construction and renovation in mind, the MT 625 has exceptional characteristics in terms of its overall dimensions when compared with other telehandlers:

- With a **width and height less than 2 m** (1.81 x 1.92 m), the MT 625 moves easily in restricted spaces (in materials storage areas, on urban or cluttered sites, under porches or doors, in underground car parks).
- The **high ground clearance** (33 cm) facilitates movement over ramps and obstacles.
- The excellent **turning circle** (3.31 m) maximises the manoeuvrability of your machine.



## Manoeuvrability

The MT 625 operates in places which would be inaccessible to other handling equipment thanks to the **4 wheel drive and all wheel steering**. One lever selects the various steering modes simply:

- 4-wheel steering for tight turning circles in confined spaces.
- Crab steering for side approaches and awkward clearances.
- 2-front wheel steering for driving on the road.

**1.81 m x 1.92 m:**

(width x height)

more than compact dimensions

**33 cm** ground clearance,  
to get you out of any situation





"I can work  
quickly and  
well"





# Efficiency

## Varied applications

Designed to **maximise working time** on the site and to **improve productivity**, the MT 625 will carry out a whole set of applications, in particular:

- **Place a pallet on the first floor** of a building.
- **Unload a lorry** from one side only or **place a load at 3.40 m in front of the wheels**.
- **Load bulk products** on a storage area or on site.
- **Distribute materials** around the site.

## 75 HP engine

Your MT 625 is fitted with a Kubota 4-cylinder, **75 HP (55.4 kW)** engine which complies with regulation Euro 3A. Its special design provides a 25% reduction in particles emitted.

## More reactivity and flexibility

The **hydrostatic transmission** provides flexible and progressive control for positioning a load with more accuracy and safety. This system adapts the performance of your machine to the operators requirements.

Using the **inching function**, you can adjust the speed of travel of the truck independently of the engine speed. Perfect for tricky operations!

To **adapt the speed to the working conditions and optimise fuel consumption**, a switch on the dashboard allows you to select either on-site speed (7 kph) or road speed (25 kph).

**2.5 T** nominal capacity

Up to **5.85 m** in height





“With **JSM®**,  
getting started  
is a **piece of cake**”





# Simplicity

## Intuitive handling

The JSM® (Joystick Switch & Move) multifunction lever naturally fits the shape of your hand while leaving your forearm resting on the arm rest. You can **work without muscular strain**.

By integrating all handling functions in a single lever, including selection of direction of travel, **JSM® allows the operator to keep one hand permanently on the steering wheel and so work more safely.**

With JSM®, all commands to the telescope are proportional and independent for much **greater flexibility and speed of execution.**

## Cab ergonomics

We have not compromised with regard to the space you have available. The driver's compartment of the MT 625 provides you with a **functional and easily accessible cab**: large door, no step, door in two sections (the window section opens fully for greater comfort during hot weather), full and clear dashboard, ergonomic and intuitive controls.



- Forward/reverse or neutral selector
- Telescope extend/retract control thumbwheel
- Accessory function control thumbwheel

## Only 10 seconds to start working:

- No step to access the cab
- Driving seat quick to adjust
- Engine start and intuitive operation using the JSM® control lever



- The digital display dashboard **provides direct readouts of the following information**: hour meter, fuel level, automatic reminder of maintenance intervals, direction of travel engaged and display of diagnostic codes for maintenance.
- The control switches and lamps and load state indicator are **all clearly visible and understandable by the operator.**
- The **transport safety** control neutralises the JSM® system to prevent involuntary movements.



# Simplified maintenance

## Simplified access to the principal components

Maintain your MT 625 with ease! The large opening of the motor hood on the side of the machine provides easy access to the gauges, air filter and diesel filter. The performance and longevity of your MT 625 depends on good maintenance.



## Review of maintenance operations

The display of maintenance intervals and diagnostic codes on the dashboard facilitates maintenance operations.

## Original spare parts to increase your truck's service life

Preserve your MT 625's performance level! Worldwide, MANITOU guarantees the quality of its accessories and spare parts and their compliance with the original specifications, for use in total safety. A well-maintained MANITOU lasts longer and has an enhanced resale price. This is the reason original spares are available up to 10 years after the end of manufacture of your truck.

Beware of imitations! These poorer quality parts have to be replaced more frequently and in the end cost you more.





# MANITOU services

## The proximity and availability you need

**Give priority to your flexibility and competitiveness!** Over and above their geographical proximity, you can rely on the support of the technical skills and advice of your MANITOU dealers, not just when buying but throughout the life of your MT 625. So that you can work under the best possible conditions, the MANITOU network undertakes to maintain a sustainable partnership and provide quality services through the **MANITOU Customer Service Quality Charter**.

## The reactivity and technical expertise that you expect from a partner

**Entrust your equipment's technical support to an experienced professional!** You can achieve the peace of mind of all MANITOU owners by entrusting the servicing and maintenance of your truck to our worldwide network of expert technicians, regularly trained in our product ranges.

Servicing or maintenance operations are carried out on site – just a phone call away and within the stated timescale.

According to your management organization, you can plan and spread your servicing and maintenance loads and benefit from our maintenance contract and/or extended warranty offers.

## Made-to-measure financing to safeguard your budget

Plan the purchase of your MT 625 with peace of mind using MANITOU financing solutions\*! You benefit from simple solutions suited to your needs and seasonal variations. If you are looking to invest quickly without compromising your cash flow, contact us for a customized approach that will take account of your situation.

\* MANITOU Finance solutions available in certain countries.



**"I want services which suit me"**






<b>STANDARD AND OPTIONAL EQUIPMENT</b>	<b>MT 625 T</b>	<b>MT 625 T COMFORT</b>
<b>Driver's compartment</b>		
Closed driver's cab with heating/demisting (ROPS/FOPS <sup>1</sup> )	●	●
Air conditioning	-	○
Adjustable seat with waterproof covering	●	●
Cloth-covered adjustable seat	-	○
JSM®	●	●
Adjustable steering column	-	●
Ceiling light	-	●
Dashboard with digital display	●	●
Integrated armrest/glovebox with grommet for mobile phone charger	●	●
12V cigarette lighter socket	●	●
Document-case net	●	●
Document-case box	○	○
Internal rear-view mirror	○	○
Windscreen sun visor kit and roof screen	-	●
Front windscreen wash/wipe - Rear screen wiper	●	●
Rooflight wiper	-	●
Electric rear tailgate de-icing	-	○
Car radio support bracket	-	●
Car radio tuner or CD/MP3 player + speakers	-	○
<b>Hydrostatic transmission</b>		
Proportional inching function	●	●
Speed selector (road/site)	●	●
<b>Safety items</b>		
Load state indicator	●	●
Emergency stop button	●	●
Rear wheel alignment indicator	●	●
Hydraulic movement cut-off	●	-
Aggravating movement cut-off (EN15000-compliant)	●	●
Lighting: road lighting, brake lights, flashing direction indicators, fog light, reversing light	●	●
Rotating beacon	●	●
Working lights, front (x2) and rear (x2)	○	●
Reversing audio warning	●	●
Windscreen mesh	○	○
Rear-view mirror	○	○
<b>Others</b>		
Hydraulic system at the boom head	○	●
Hydraulic locking of accessories	○	○
Accessories: skips, side shift carriage, load backrest, etc.	○	○

<sup>1</sup> ROPS: rollover protection structure.  
FOPS: falling objects protection structure.

● Standard <sup>2</sup> ○ Option - Not available

<sup>2</sup> Standard equipment may vary according to the country.

**"I want a level of finish suited to my requirements"**





# 2 levels of finish

## Each to their own style

Adapting to everyone's requirements is what we are about. That's the reason you can choose between 2 levels of finish:

- **MT 625 Turbo:** Because all your requirements are different, Manitou provides you with **complete peace of mind** even with the simplest version of the MT 625.
- **MT 625 Turbo Comfort:** You are not just opting for a MANITOU, but for **your MANITOU**... The Comfort finish is distinguished by a number of **practical and well-thought out items of equipment**.

## Accessories

- **Tilting fork carriage (fitted as standard):** equipped with forks, it suits all pallet load handling tasks.  
Option: load backrest and side shift carriage.
- **Floating fork carrier:** designed for working on uneven ground, its integrated backrest guarantees the stability of the load.
- **Skips:** ideal for bulk handling (sand, gravel and rubble), various versions are available to suit your applications.
- **Other accessories:** concrete skips and chutes.  
Option: for improved ease when changing accessories, you can also use a hydraulic locking system.

**We can meet any special requirements.**





“ My **MT 625** accompanies me in my day-to-day work ”



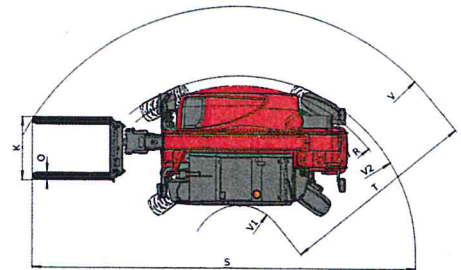
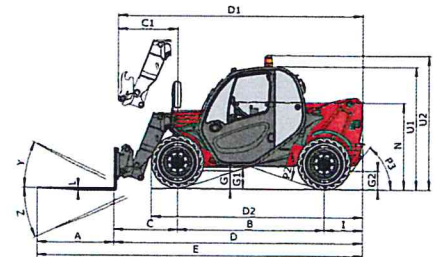
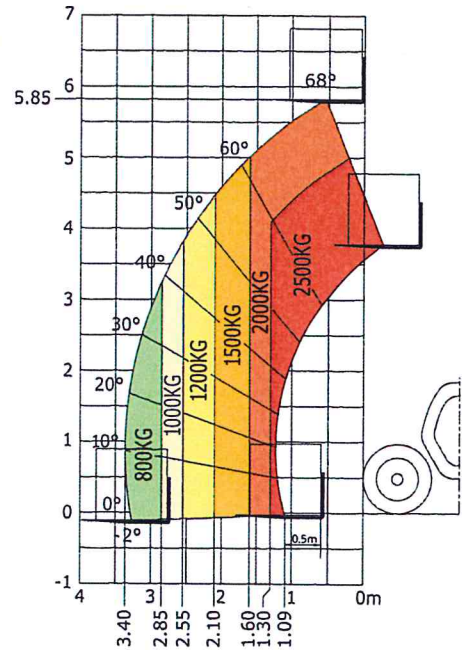


# MT625

		MT 625
	<b>Lifting capacity</b> at 500 mm from forks heels	2500 kg
	Break-out force (ISO 8313)	3427 daN
	<b>Lifting height</b>	5.85 m
	<b>Time: laden/unladen (in secs)</b>	
	Lifting	8.00/8.00
	Lowering	5.40/5.30
	Extension	5.60/5.90
	Retraction	4.30/4.00
	Crowd	3.50
Dump	3.60	
	<b>Tyres</b>	12-16.5 12PR SKS CL TUBELESS
	<b>Forks (mm)</b>	
	Length x width x thickness	1200 x 125 x 45
	<b>Braking</b>	multiple-disk with oil bath
	<b>KUBOTA STAGE III A Engine</b>	V3307-DI-T-E3B
	Capacity	4 cyl. - 3331 cm <sup>3</sup>
	Power at 2,600 rpm	75 HP/55.4 kW
	Max. torque at 1400 rpm (ISO 3046-1)	265 Nm
	Injection	direct
	Cooling	water
	<b>Transmission</b>	hydrostatic
	Reversing shift	electro-hydraulic
	Number of gears (forward/reverse)	2/2
	Max. travel speed	25 kph
	<b>Hydraulics</b>	
	Gear pump	87.90 l/min - 235 bar
	<b>Capacities</b>	
	Cooling system	12 l
	Engine oil	11.2 l
	Hydraulic oil	115 l
	Fuel	63 l
	<b>Unladen weight (with forks)</b>	4710 kg
	<b>Width overall</b>	1.81 m
	<b>Height overall</b>	1.92 m
	<b>Length (at carriage)</b>	3.90 m
	<b>Turning radius (outer wheels)</b>	3.31 m
	<b>Ground clearance</b>	0.33 m
	<b>Drawbar pull</b>	4035 daN
	<b>Noise at driving position (LpA)</b>	75 dB
	<b>Environmental noise (LwA)</b>	104 dB
	<b>Vibration to whole hand/arm</b>	< 2.50 m/s <sup>2</sup>
	<b>Vibration on driver's body</b>	< 1.32 m/s <sup>2</sup>

**Maximum height reach:**  
**0.66 m**

As per standard EN 1459 annex B



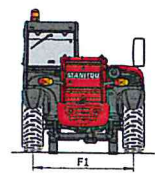
mm	
A	1200
B	2300
C	991
C1	928
D	3894
D1	3831

D2	3275
E	5094
F	1492
F1	1492
G	240
G1	330
G2	253

I	603
J	797
K	1015
L	45
N	1314
O	125
P2	37°

P3	52°
R	3150
S	6651.5
T	3935
U1	1920
U2	2054
V	4700

V1	765
V2	3310.5
W	1813
Y	12°
Z	117°



This brochure describes versions and configuration options for Manitou products which may be fitted with different equipment. The equipment described in this brochure may be standard, optional or not available depending on version. MANITOU reserves the right to change the specifications shown and described at any time and without prior warning. The manufacturer is not liable for the specifications given. For more information, contact your Manitou dealer. Non-contractual document. Product descriptions may differ from actual products. List of specifications non-exhaustive. The logos and visual identity of the company are the property of Manitou and may not be used without authorisation. All rights reserved. The photos and diagrams contained in this brochure are provided for information only.

MANITOU BF SA - Limited company with board of directors - Share capital: 39,547,824 euros - 857 802 508 RCS Nantes



\* May vary according to applicable regulations

FT026EN\_A\_0812\_MT625



Your **MANITOU** dealer:



Head office:  
B.P. 249 - 430 rue de l'Aubinière - 44158 Ancenis Cedex - France  
Tel.: 00 33 (0)2 40 09 10 11 - Fax: 00 33 (0)2 40 83 36 88  
[www.manitou.com](http://www.manitou.com)